

STATEMENT OF APPROPRIATIONS, ALLOTMENTS, OBLIGATIONS, DISBURSEMENTS AND BALANCES

As at the Quarter Ending March 31, 2020

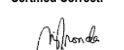
Department: Department of Science and Technology (DOST)
 Agency: Philippine Science High School
 Operating Unit: MIMAROPA Region Campus
 Organization Code: 19 016 0900015
 Fund Cluster: 01 Regular Agency Fund

	Current Year
	Supplemental
X	Continuing Appropriations

(e.g. UACS Fund Cluster: 01-Regular Agency Fund, 02-Foreign Assisted Projects Fund, 03-Special Account-Locally Funded/Domestic Grants Fund, and 04-Special Account-Foreign Assisted/Foreign Grants Fund)


Particulars	UACS CODE	Appropriations			Allotments					Current Year Obligations					Current Year Disbursements					Balances			
		Authorized Appropriations	Adjustments (Transfer To/From, Realignment)	Adjusted Appropriations	Allotments Received	Adjustments (Withdrawal, Realignment)	Transfer To	Transfer From	Adjusted Total Allotments	1st Quarter Ending March 31	2nd Quarter Ending June 30	3rd Quarter Ending Sept. 30	4th Quarter Ending Dec. 31	TOTAL	1st Quarter Ending March 31	2nd Quarter Ending June 30	3rd Quarter Ending Sept. 30	4th Quarter Ending Dec. 31	TOTAL	Unreleased Appro	Unobligated Allotments	Unpaid Obligations (15-20)=(23+24)	
		3	4	5=(3+4)	6	7	8	9	10=(6+(-17)-8+9)	11	12	13	14	15=(11+12+13+14)	16	17	18	19	20=(16+17+18+19)	21=(5-10)	22=(10-15)	23	24
I. Continuing Appropriations		17,258,799.73		17,258,799.73	17,258,799.73			17,258,799.73	4,954,107.59					4,954,107.59	50,177.84				50,177.84		12,304,692.14		4,903,929.75
I. Agency Specific Budget		17,258,799.73		17,258,799.73	17,258,799.73			17,258,799.73	4,954,107.59					4,954,107.59	50,177.84				50,177.84		12,304,692.14		4,903,929.75
General Administration and Support	1000000000000000	72,875.83		72,875.83	72,875.83			72,875.83	35,429.75					35,429.75							37,446.08		35,429.75
General Management and Supervision	100000100001000	72,646.83		72,646.83	72,646.83			72,646.83	35,429.75					35,429.75							37,217.08		35,429.75
MOOE		72,646.83		72,646.83	72,646.83			72,646.83	35,429.75					35,429.75							37,217.08		35,429.75
Administration of Personnel Benefits	100000100002000	229.00		229.00	229.00			229.00													229.00		
PS		229.00		229.00	229.00			229.00													229.00		
Sub-Total, General Administration and Support		72,875.83		72,875.83	72,875.83			72,875.83	35,429.75					35,429.75							37,446.08		35,429.75
PS		229.00		229.00	229.00			229.00													229.00		
MOOE		72,646.83		72,646.83	72,646.83			72,646.83	35,429.75					35,429.75							37,217.08		35,429.75
FinEx (if Applicable)																							
CO																							
Operations	300000000000000	17,185,923.90		17,185,923.90	17,185,923.90			17,185,923.90	4,918,677.84					4,918,677.84	50,177.84				50,177.84		12,267,246.06		4,868,500.00
OO : Increased competitiveness of Filipinos in Science and Engineering		17,185,923.90		17,185,923.90	17,185,923.90			17,185,923.90	4,918,677.84					4,918,677.84	50,177.84				50,177.84		12,267,246.06		4,868,500.00
SCIENCE, TECHNOLOGY, ENGINEERING AND MATHEMATICS (STEM) SECONDARY EDUCATION ON SCHOLARSHIP BASIS PROGRAM		17,131,888.90		17,131,888.90	17,131,888.90			17,131,888.90	4,918,677.84					4,918,677.84	50,177.84				50,177.84		12,213,211.06		4,868,500.00
Operation of school campuses	310100100001000	2,523,350.41		2,523,350.41	2,523,350.41			2,523,350.41	2,268,677.84					2,268,677.84	50,177.84				50,177.84		254,672.57		2,218,500.00
PS		94.00		94.00	94.00			94.00													94.00		
MOOE		50,177.84		50,177.84	50,177.84			50,177.84	50,177.84					50,177.84	50,177.84				50,177.84				
CO		2,473,078.57		2,473,078.57	2,473,078.57			2,473,078.57	2,218,500.00					2,218,500.00							254,578.57		2,218,500.00
Locally-Funded Project(s)		14,608,538.49		14,608,538.49	14,608,538.49			14,608,538.49	2,650,000.00					2,650,000.00							11,958,538.49		2,650,000.00
Completion of Canteen and Student Activity Center	310100200161000	1,758,538.49		1,758,538.49	1,758,538.49			1,758,538.49													1,758,538.49		
CO		1,758,538.49		1,758,538.49	1,758,538.49			1,758,538.49													1,758,538.49		
Implementation of K-12 Program (MITH-ICT Infrastructure)	310100200165000	3,000,000.00		3,000,000.00	3,000,000.00			3,000,000.00	2,650,000.00					2,650,000.00							350,000.00		2,650,000.00
CO		3,000,000.00		3,000,000.00	3,000,000.00			3,000,000.00	2,650,000.00					2,650,000.00							350,000.00		2,650,000.00
Completion of Water System	310100200166000	9,850,000.00		9,850,000.00	9,850,000.00			9,850,000.00													9,850,000.00		
CO		9,850,000.00		9,850,000.00	9,850,000.00			9,850,000.00													9,850,000.00		
SCIENCE, TECHNOLOGY, ENGINEERING AND MATHEMATICS (STEM) PROMOTION PROGRAM		54,035.00		54,035.00	54,035.00			54,035.00													54,035.00		
National Competitive Examination (NCE)	310200100001000	54,035.00		54,035.00	54,035.00			54,035.00						0.00					0.00	0.00	54,035.00		
MOOE		54,035.00		54,035.00	54,035.00			54,035.00						0.00					0.00	0.00	54,035.00		
Sub-Total, Operations		17,185,923.90		17,185,923.90	17,185,923.90			17,185,923.90	4,918,677.84					4,918,677.84	50,177.84				50,177.84	0.00	12,267,246.06		4,868,500.00
PS		94.00		94.00	94.00			94.00	0.00					0.00	0.00				0.00	0.00	94.00		
MOOE		104,212.84		104,212.84	104,212.84			104,212.84	50,177.84					50,177.84	50,177.84				50,177.84	0.00	54,035.00		
FinEx (if Applicable)																							
CO		17,081,617.06		17,081,617.06	17,081,617.06			17,081,617.06	4,868,500.00					4,868,500.00	0.00				0.00	0.00	12,213,117.06		4,868,500.00
GRAND TOTAL		17,258,799.73		17,258,799.73	17,258,799.73			17,258,799.73	4,954,107.59					4,954,107.59	50,177.84				50,177.84	0.00	12,304,692.14		4,903,929.75
PS		323.00		323.00	323.00			323.00	0.00					0.00	0.00				0.00	0.00	323.00		
MOOE		176,859.67		176,859.67	176,859.67			176,859.67	85,607.59					85,607.59	50,177.84				50,177.84	0.00	91,252.08		35,429.75
FinEx (if Applicable)																							
CO		17,081,617.06		17,081,617.06	17,081,617.06			17,081,617.06	4,868,500.00					4,868,500.00	0.00				0.00	0.00	12,213,117.06		4,868,500.00

Certified Correct:


 MARGEN F. FRONDA

Date: 2020-04-30 15:08:28.0

Certified Correct:


 IVY MAY F. FAMATIGA

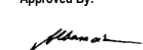
Date: 2020-04-30 15:08:28.0

Recommending Approval:


 MERIAM F. FALLAR

Date: 2020-04-30 15:31:

Approved By:


 EDWARD C. ALBARACIN

Date: 2020-05-01 18:50:57.0